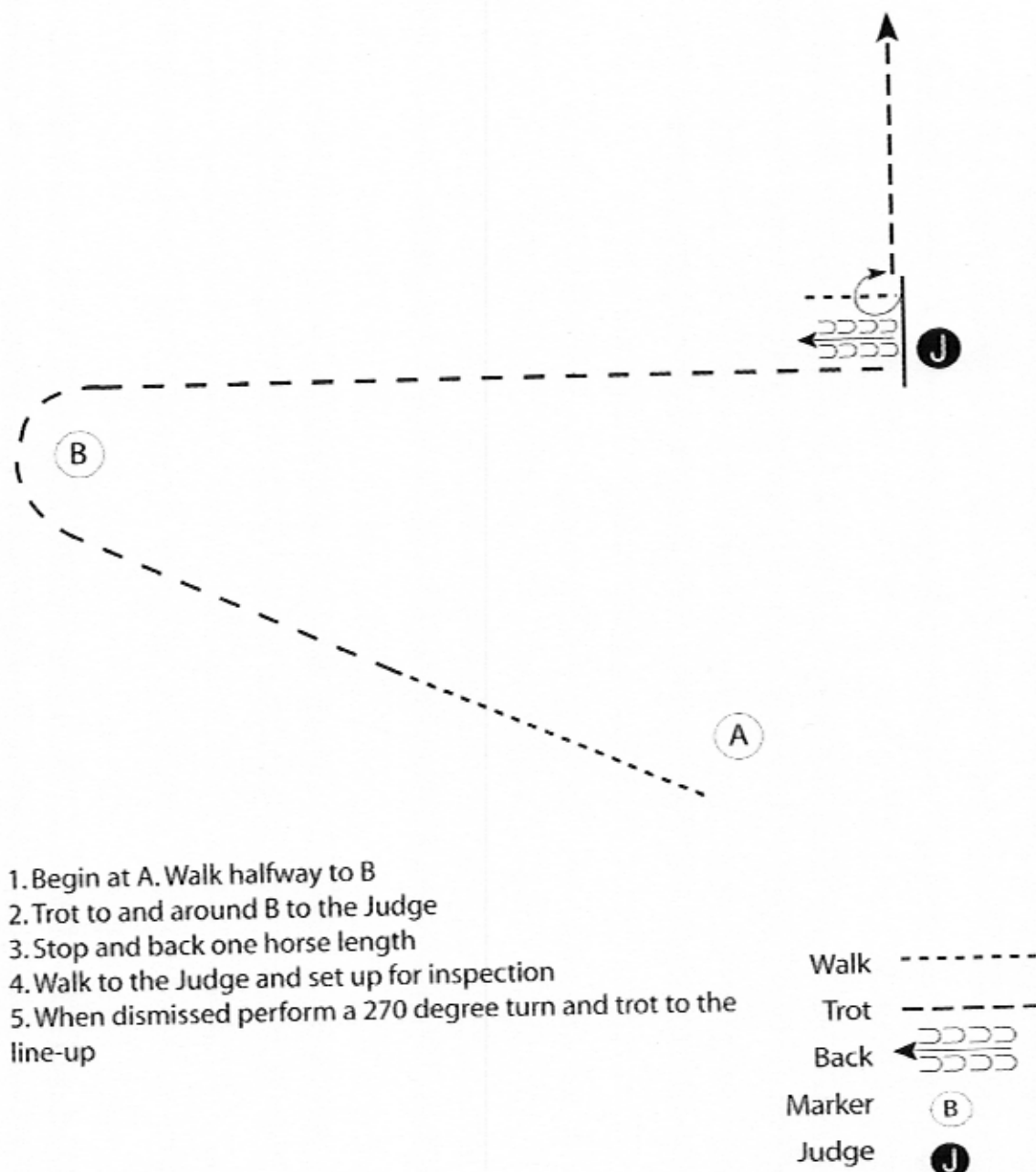


# Washington State Finals Show

## English Showmanship (#1,2,12,13,14)

Show Date: 09-20-2024



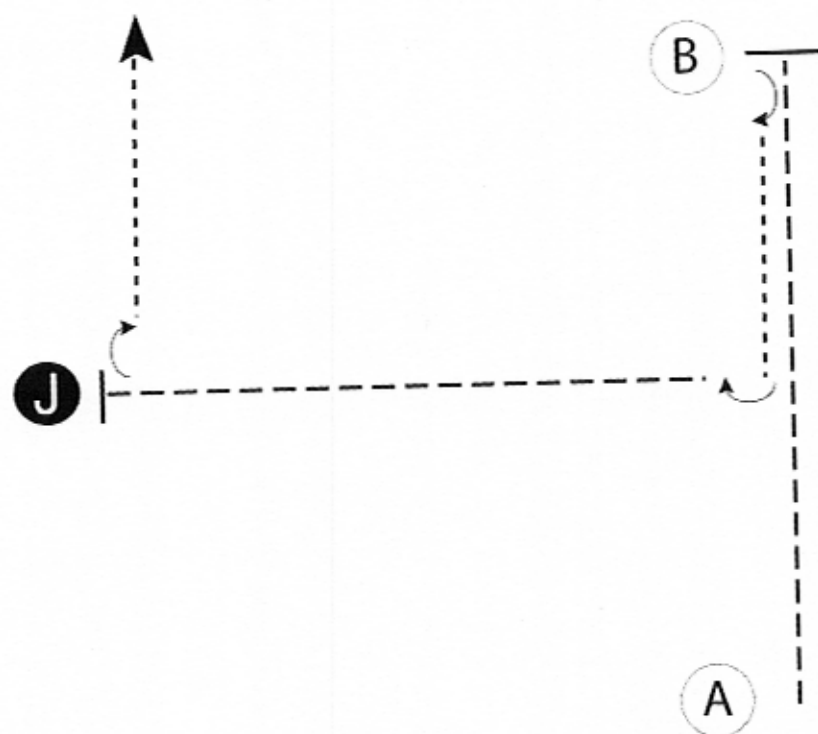
Pattern Provided by:

[S/1-15]

# Washington State Finals Show

## Walk only English Showmanship (4)

Show Date: 09-20-2024



Be ready at A.

1. Running walk or pleasure gait to B.
2. Stop at B.
3. Perform a 180 degree turn.
4. Flat or show walk until even with judge. Perform a 90 degree turn.
5. Running walk or pleasure gait to judge.
6. Stop and set up for inspection.
7. When dismissed, perform a 90 degree turn.
8. Flat or show walk straight away from judge.

Walk	-----
Running Walk/ Pleasure Gait	- - - - -
Back	←=====
Marker	(B)
Judge	(J)

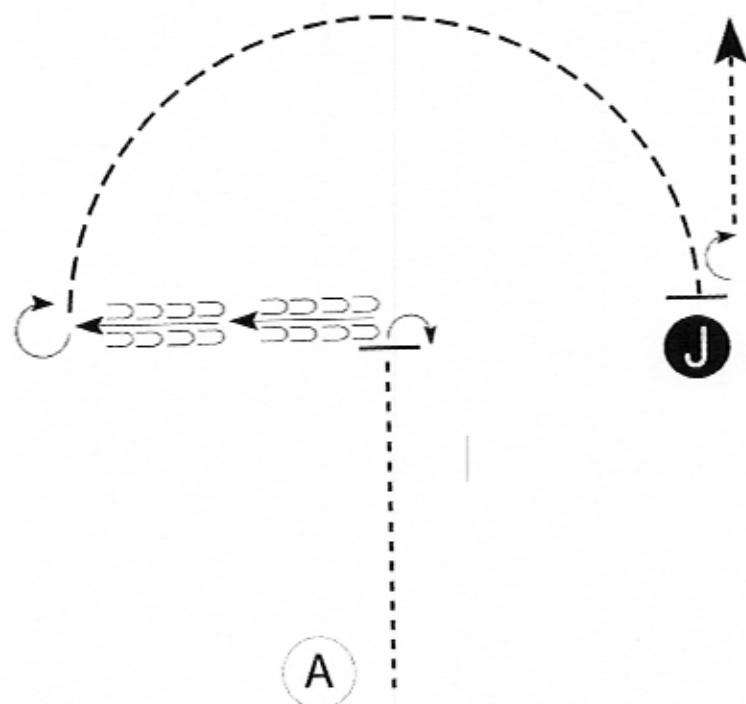
[NT/S-3]

Pattern Provided by:

# Washington State Finals Show

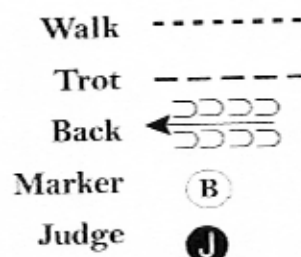
## English Showmanship Championship (#3, 15)

Show Date: 09-20-2024



Be ready at A.

1. When acknowledged, walk until horse's hip is even with Judge.
2. Perform a 90 degree turn.
3. Back approximately two horse lengths.
4. Stop and perform a 270 degree turn.
5. Trot in a half circle to Judge.
6. Stop and set up for inspection.
7. When dismissed, perform a 180 degree turn and walk straight away from judge.



Follow the instructions of your ring steward.

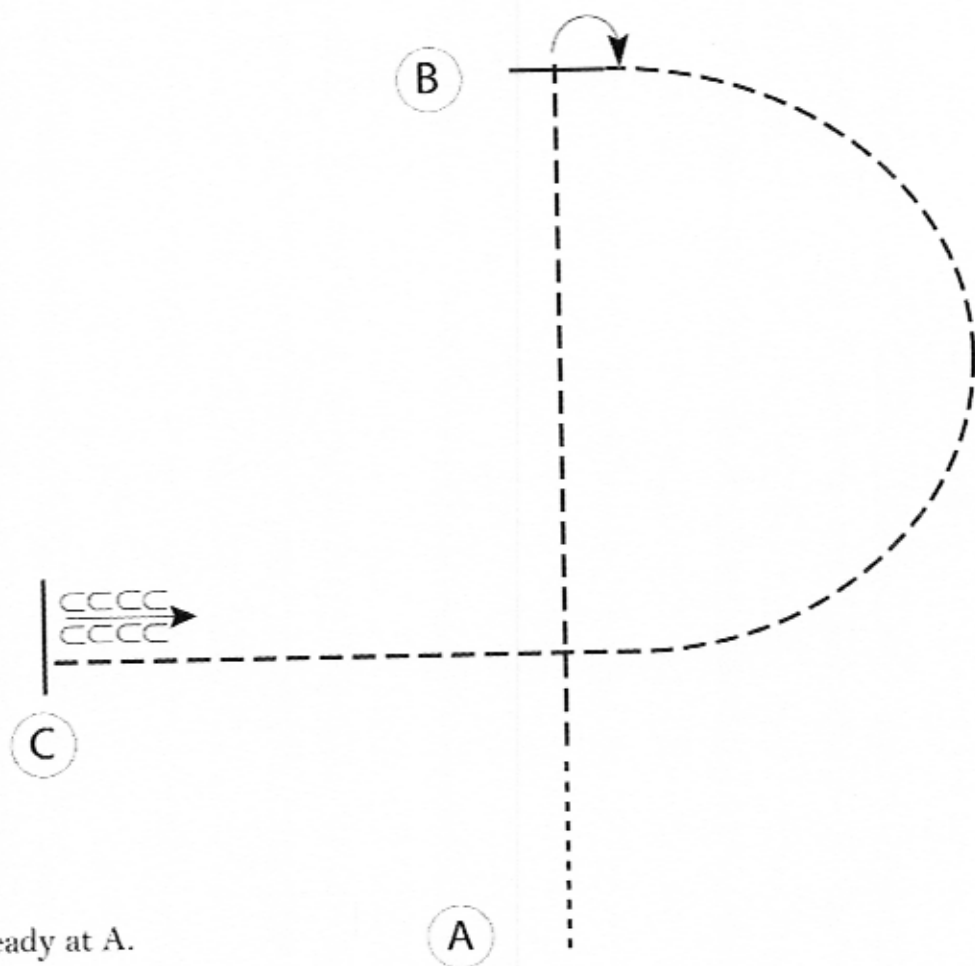
Pattern Provided by:

[S/2-68]

# Washington State Finals Show

## W/T Hunterseat/Saddleseat Eq Championship (#7, 9)

Show Date: 09-20-2024



Be ready at A.

1. Walk from A until even with C.
2. Posting trot on the right diagonal to B.
3. At B, stop and perform a 90 degree turn on the forehand to the right.
4. Posting trot on the left diagonal from B to C.
5. At C stop and back approximately one horse length.

Follow the instructions of your ring steward.

Walk	.....
Trot	-----
Extended Trot	- - - - -
Canter	—————
Leg Yield	
Lead Change	///
Back	←←←←←
Marker	⊙
Sidepass	←→
Hand Gallop	—— ——

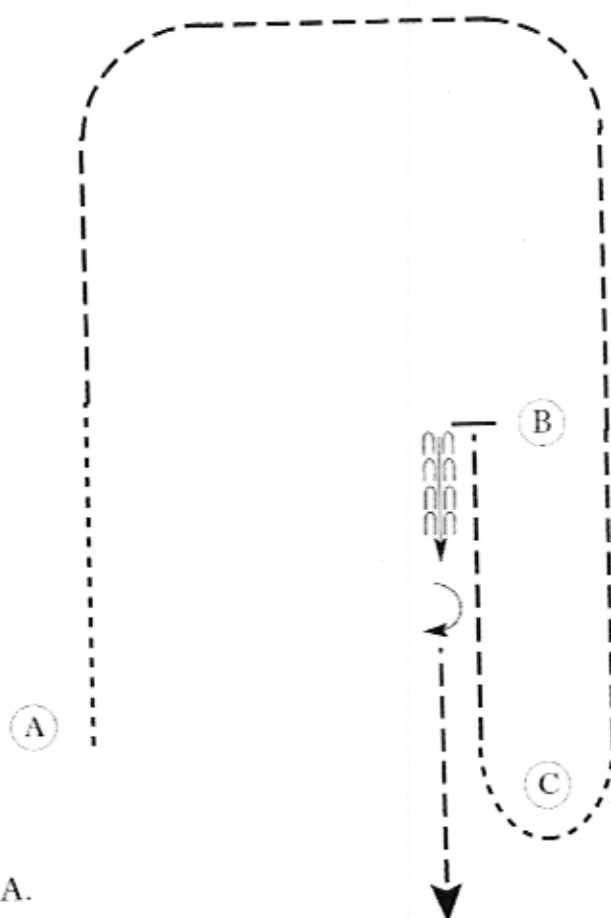
[HSE/WT-30]

Pattern Provided by:

# Washington State Finals Show

## Equitation W/T (#5,6, 8, 18,19)

Show Date: 09-20-2024



Be ready at A.

1. Walk until even with B.
2. Trot on the left diagonal to B.
3. Sitting trot from B to C.
4. Walk around C.
5. Trot on the right diagonal to B.
6. Stop and back approximately one horse length.
7. Perform a 180 degree turn to the right on the hindquarters and trot to exit.

Walk	-----
Trot	- - - - -
Extended Trot	— — — — —
Canter	— — — — —
Leg Yield	
Lead Change	↗ ↘
Back	← ← ← ← ←
Marker	(B)
Sidepass	← — — — —
Hand Gallop	— — — — —

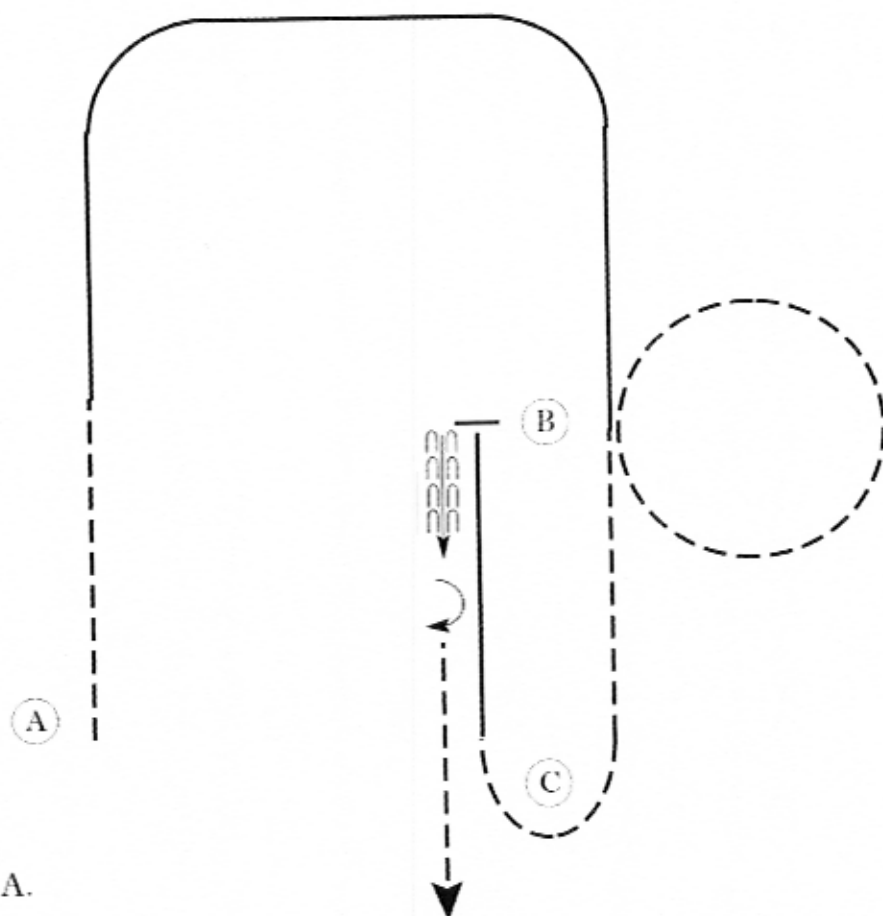
[HSE/WT-38]

Pattern Provided by:

# Washington State Finals Show

## Equitation (#10,16,20,21,22,23)

Show Date: 09-20-2024



Be ready at A.

1. Sitting trot until even with B.
2. Canter on the right lead to B.
3. Trot a circle to the left on the correct diagonal.
4. Change diagonals and trot to and around C.
5. Canter left lead to B.
6. Stop and back approximately one horse length.
7. Perform a 180 degree turn to the right on the hindquarters and trot to exit.

Walk	-----
Trot	- - - - -
Extended Trot	— — — —
Canter	— — — —
Leg Yield	
Lead Change	— / —
Back	← 3333
Marker	Ⓚ
Sidepass	← — — — →
Hand Gallop	— — — —

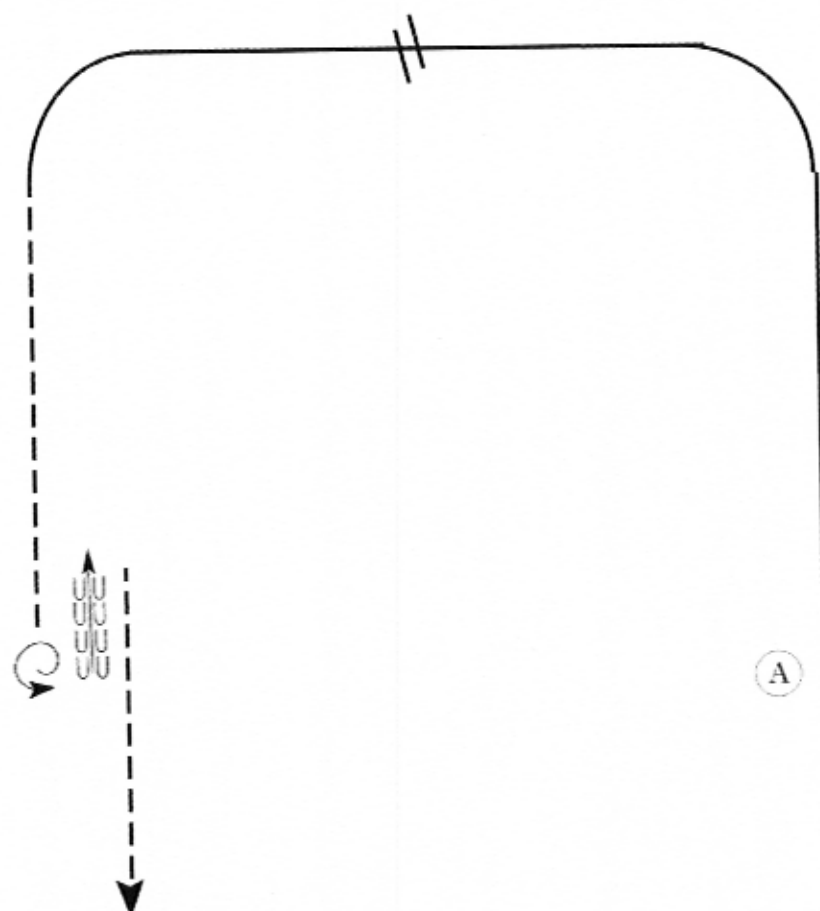
[HSE/2-79]

Pattern Provided by:

# Washington State Finals Show

## Hunterseat/Saddleseat Eq Championship (#11,17)

Show Date: 09-20-2024



Be ready at A.

1. Canter on the left lead from A and around corner as shown.
2. Change leads at center and counter canter around corner.
3. Trot in a straight line on the left diagonal until even with A.
4. Stop and perform a 360 degree turn on the forehand left.
5. Back approximately one horse length.
6. Exit arena at a trot on the right diagonal.

Walk	-----
Trot	- - - - -
Extended Trot	— — — — —
Canter	— — — — —
Leg Yield	
Lead Change	— / —
Back	← ← ← ← ←
Marker	(B)
Sidepass	← — — — —
Hand Gallop	— — — — —

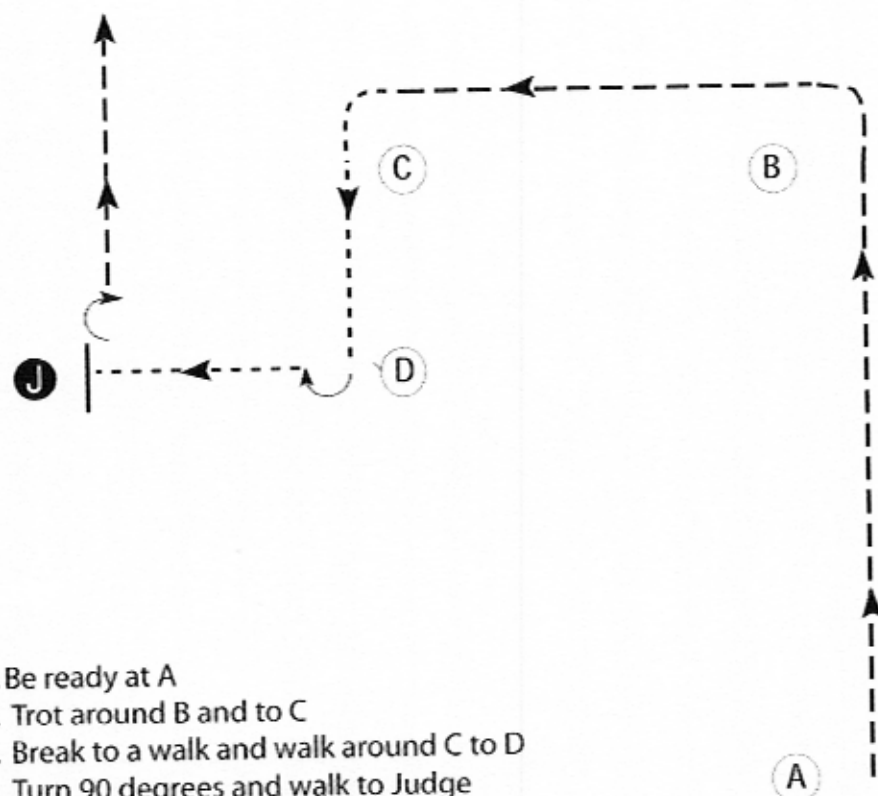
[HSE/2-76]

Pattern Provided by:

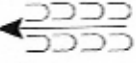
# Washington State Finals Show

Showmanship (97,98,100,101,102,104,106,107,108)

Show Date: 09-20-2024



1. Be ready at A
2. Trot around B and to C
3. Break to a walk and walk around C to D
4. Turn 90 degrees and walk to Judge
5. Stop and set up for inspection
6. When dismissed, turn 90 degrees and trot away from judge

Walk -----  
Trot - - - - -  
Back ←   
Marker (B)  
Judge (J)

[S/1-16]

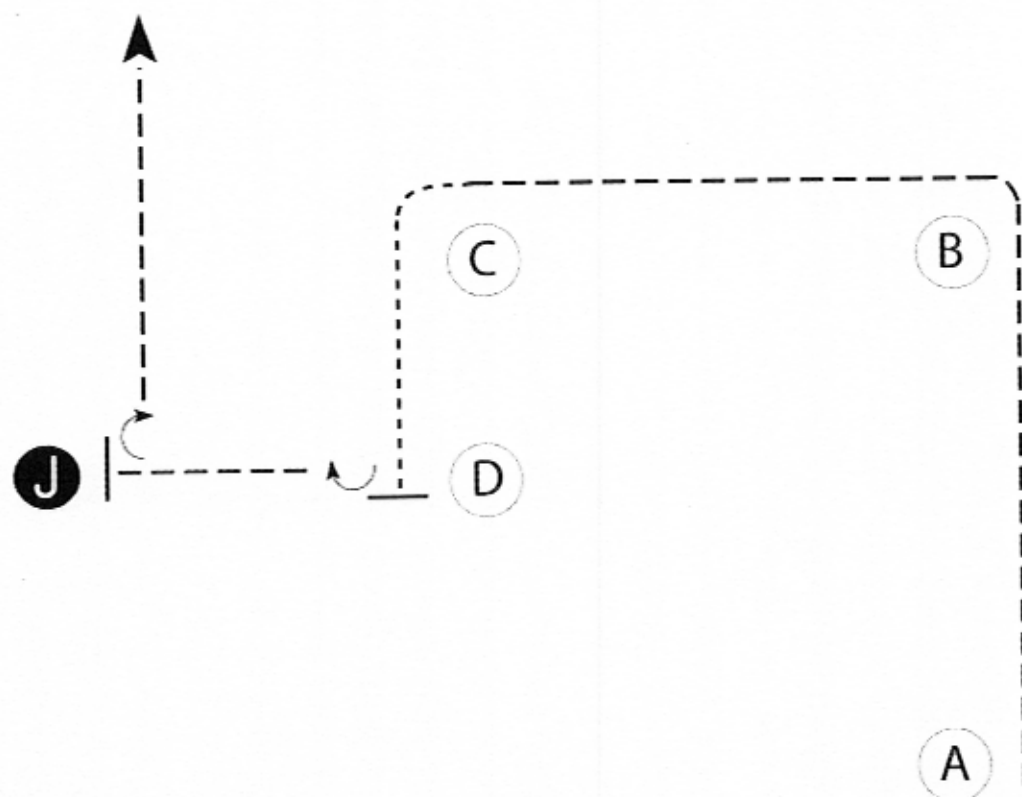
Pattern Provided by:



# Washington State Finals Show

## Walk Only Showmanship (#99)

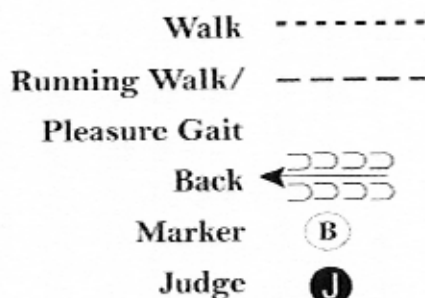
Show Date: 09-20-2024



Be ready at A.

1. Running walk or pleasure gait around B and to C.
2. At C, flat or show walk around C to D.
3. Stop at D and turn 90 degrees to the right.
4. Flat or show walk to Judge.
5. Stop and set up for inspection.
6. When dismissed, turn 90 degrees and perform a running walk or pleasure gait away from Judge.

Follow the instructions of your ring steward.



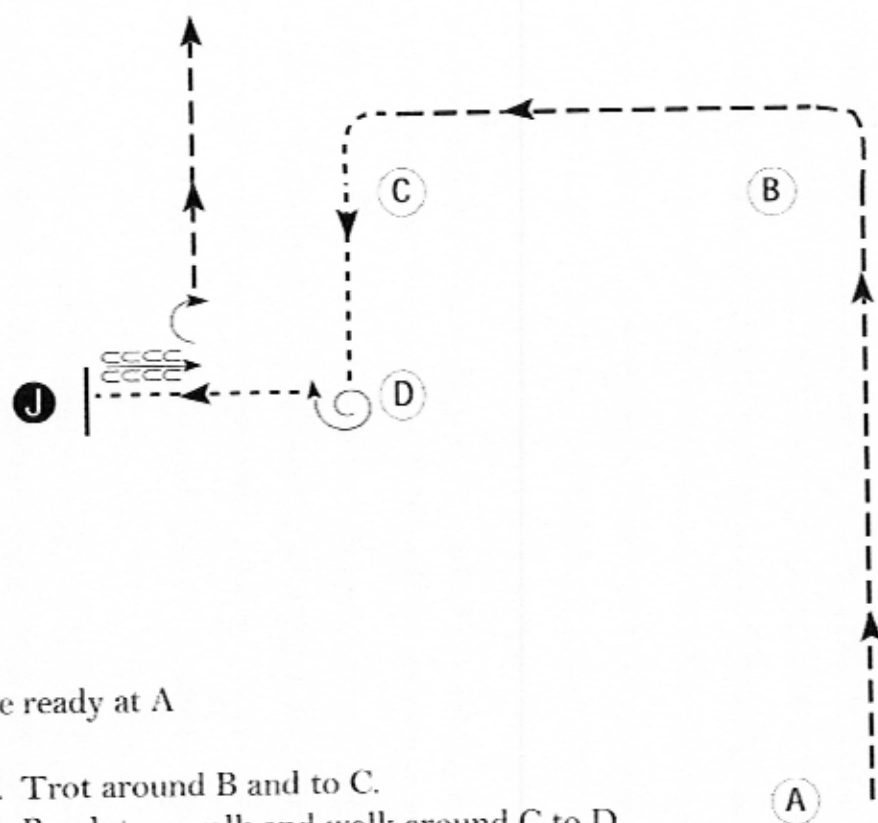
[NT/S-6]

Pattern Provided by:

# Washington State Finals Show

## Showmanship Championship (103,105,109)

Show Date: 09-20-2024



Be ready at A

1. Trot around B and to C.
2. Break to a walk and walk around C to D.
3. Turn 450 degrees and walk to Judge.
4. Stop and set up for inspection.
5. When dismissed, back approximately one horse length.
6. Turn 90 degrees and trot away from judge.

Walk -----  
Trot -----  
Back ←-----  
Marker (B)  
Judge (J)

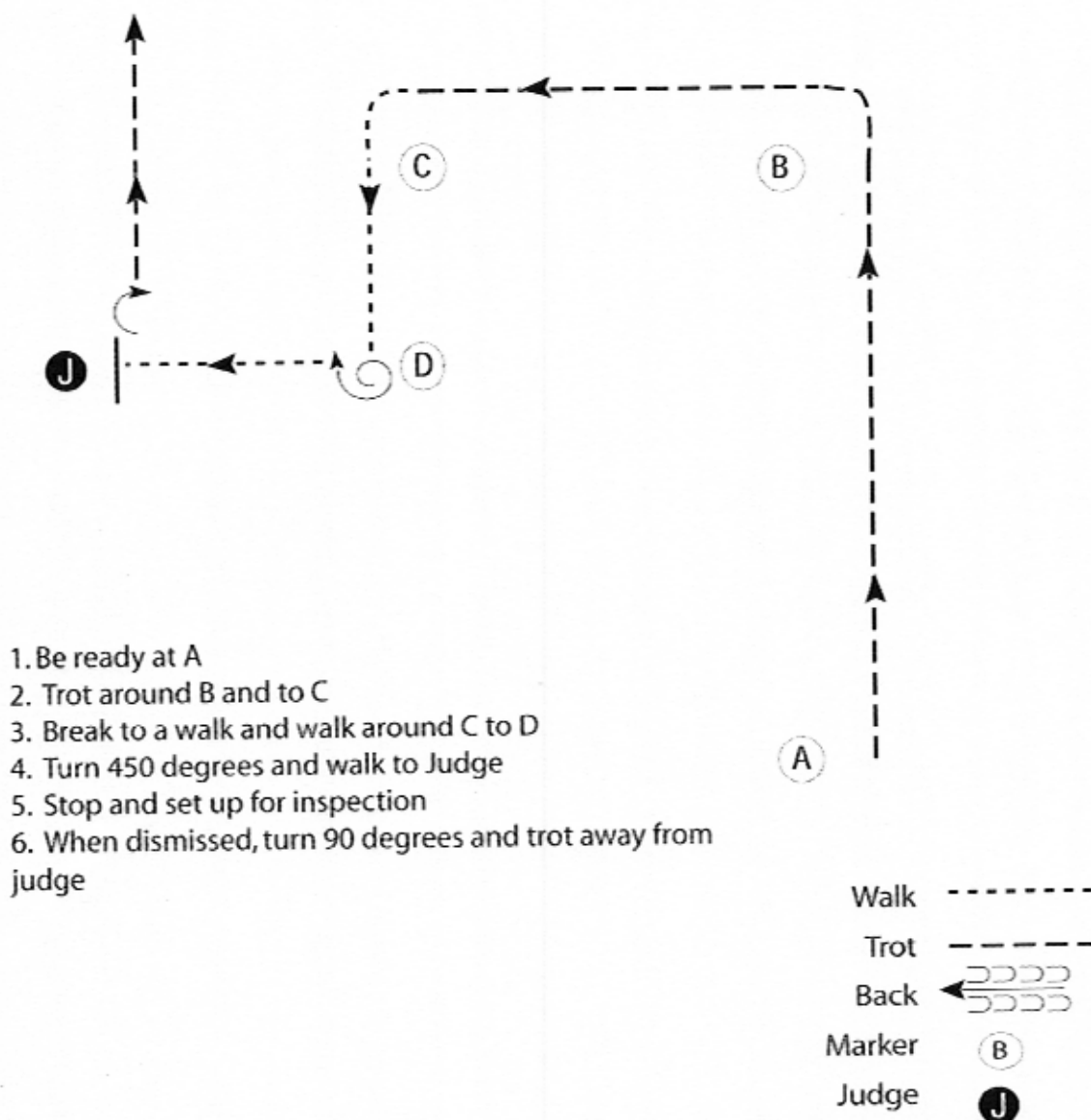
[S/3-30]

Pattern Provided by:

# Washington State Finals Show

## AQHA Showmanship (110,111,112,113)

Show Date: 09-20-2024



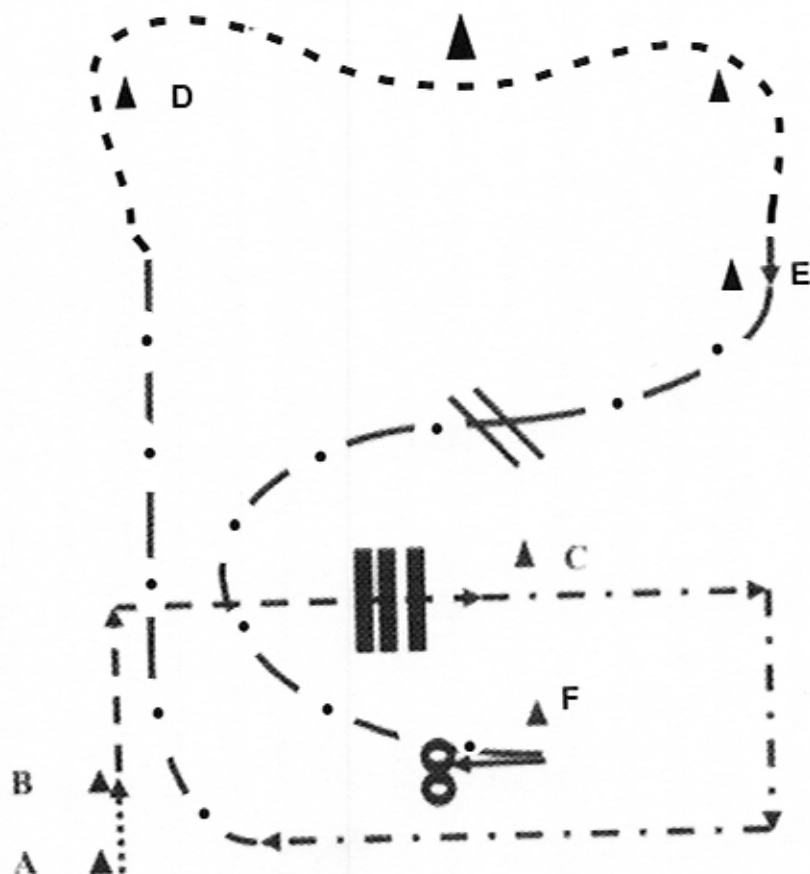
[S/2-30]

Pattern Provided by:



# Ranchmanship

## CLASS 131

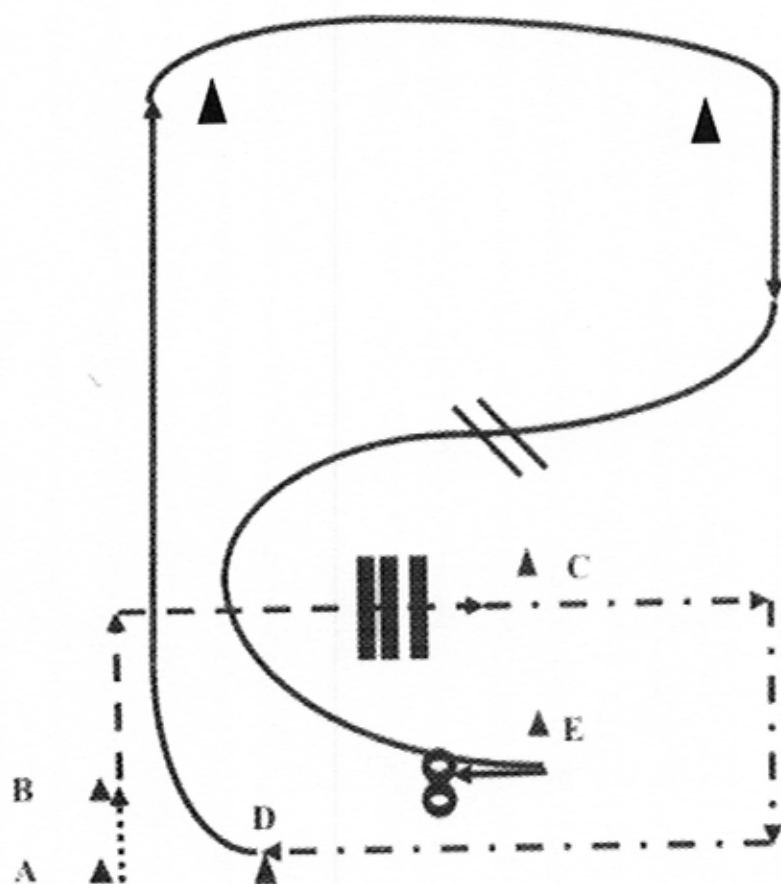


1. WALK FROM A TO B
2. AT B TROT OVER POLES
3. AT C EXTEND TROT TO D
4. AT D REGULAR TROT AROUND THE CONES TO E
5. EXTEND THE TROT OVER THE POLES
6. TROT TO THE RIGHT SIDE OF THE CONE
7. ONE SPIN TO THE LEFT
8. ONE SPIN TO THE RIGHT



# Ranchmanship

CLASS 132



1. Walk from A to B.
2. At B trot over poles to C.
3. At C extended trot to D.
4. Lope right lead up arena and close circle to center and change to left lead.
5. Lope to right side of cone E and stop; back 8 to 10 feet.
6. Two (2) spins to the left.
7.  $2\frac{1}{4}$  spins to the right.



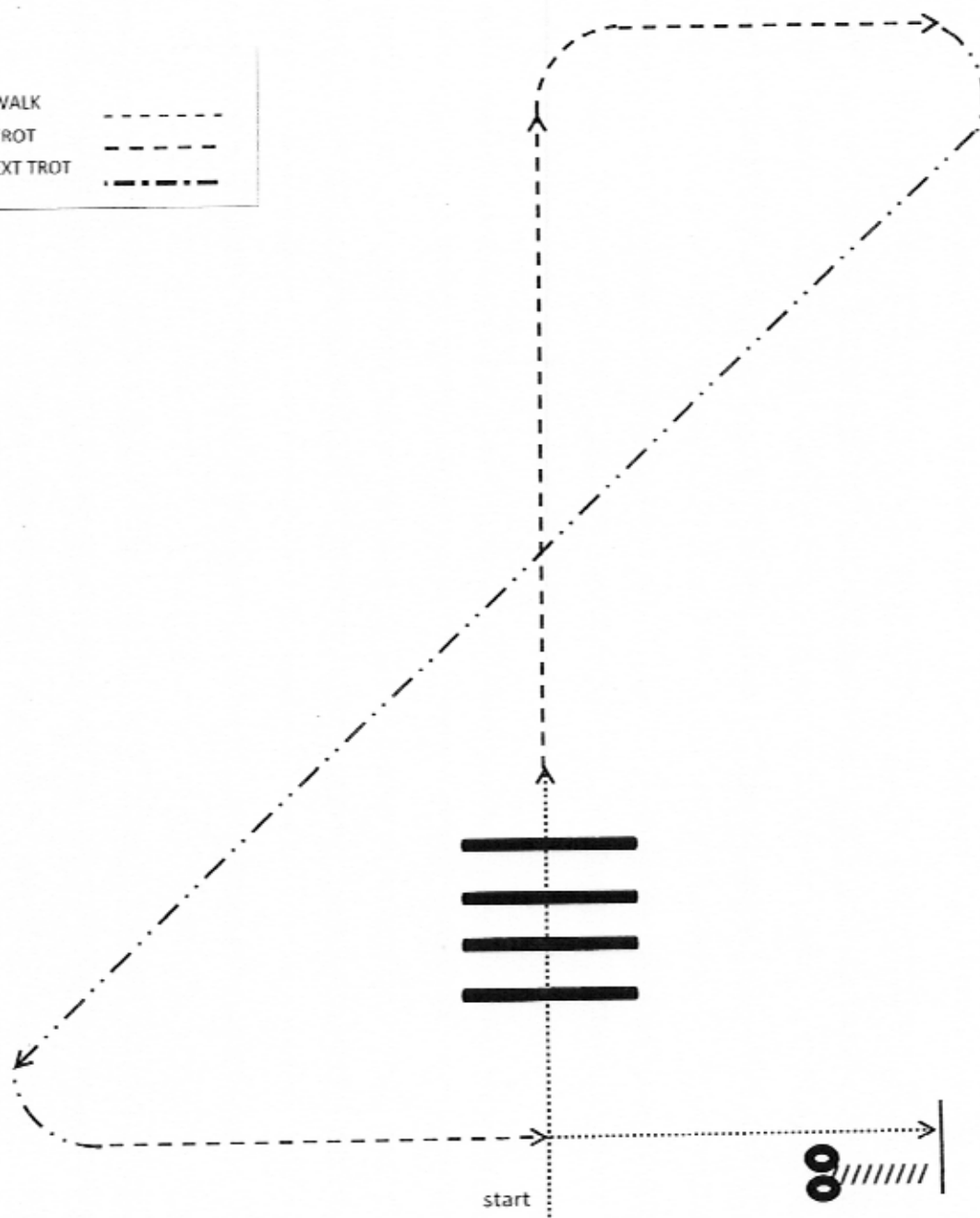
Ranch Riding  
WALK TROT

CLASS 143  
CLASS 195

1. WALK
2. WALK over RAILS
3. TROT
4. EXTENDED TROT

5. TROT
6. WALK
7. STOP & BACK
8. 360 both ways ( either way 1st )

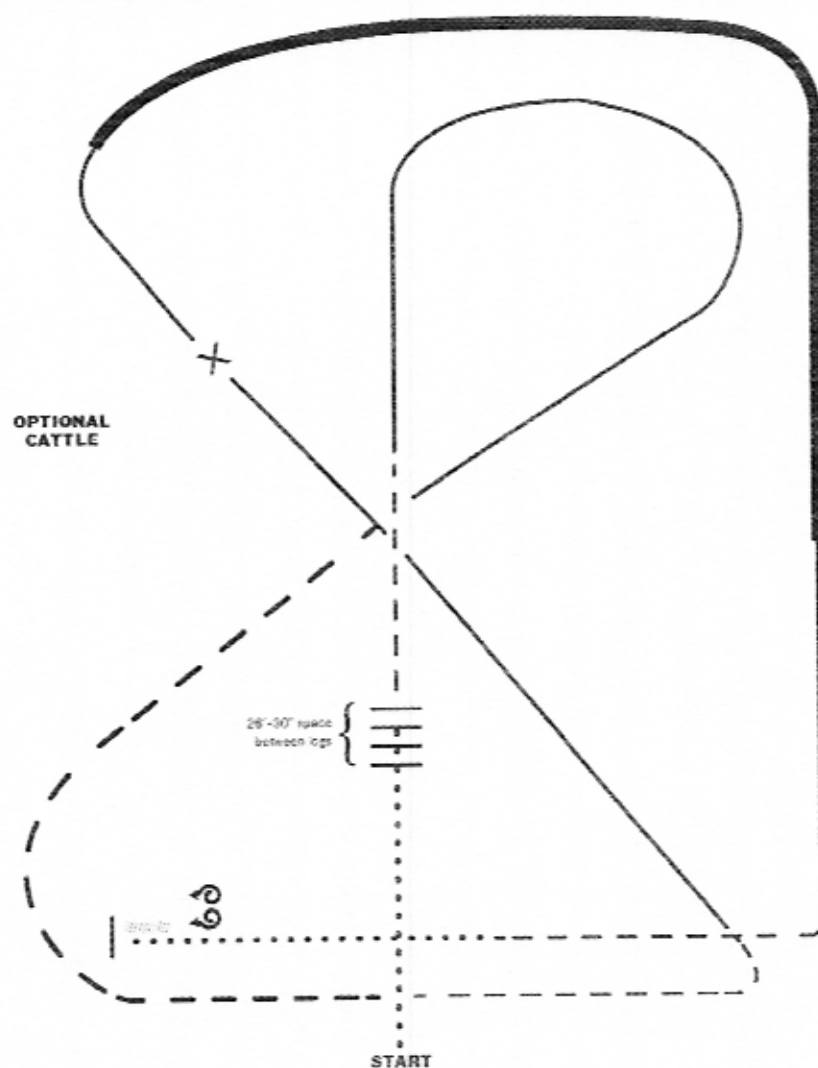
WALK  
TROT  
EXT TROT



# Washington State Finals Show

Ranch Riding (#144,192,193,194,196,197,198,199)

Show Date: 09-20-2024



1. Walk
2. Walk over logs
3. Trot
4. Lope right lead
5. Extended trot
6. Trot
7. Lope left lead
8. Change leads (simple or flying)
9. Right lead, extended lope
10. Collect Lope
11. Trot
12. Walk
13. Stop and back
14. 360 degree turn each direction (either direction 1st) (L-R or R-L)

Note: The drawn description of the pattern is only intended for the general depiction of the pattern. Exhibitors should utilize the arena space to best exhibit their horses.

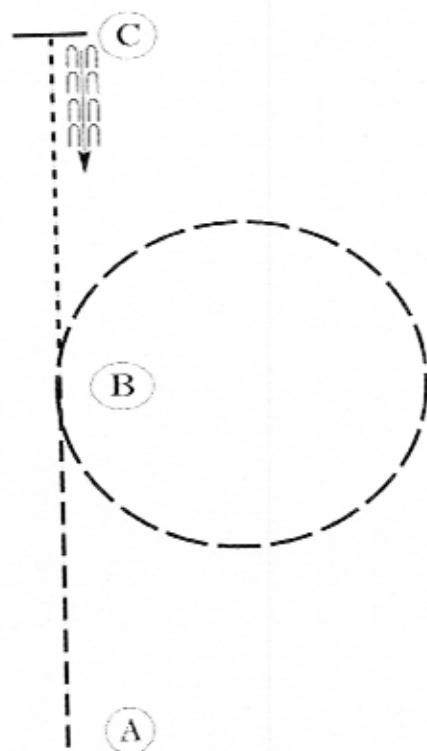
[RR/AQHA-5]

Pattern Provided by:

# Washington State Finals Show

W/T Horsemanship (#166,167,172,177,177,178,183)

Show Date: 09-20-2024



Be ready at A.

1. Jog from A to B.
2. Perform an extended jog circle to the right at B.
3. Slow to a walk at B. Walk to C.
4. Stop at C and back approximately one horse length.

Follow instructions of your ring steward.

Walk	-----
Jog	- - - - -
Extended Jog	— — — — —
Lope	— — — — —
Leg Yield	
Lead Change	↗ ↘
Back	← ← ← ← ←
Marker	(B)
Sidepass	← — — — — →

[WH/WT-29]

Pattern Provided by:



# Washington State Finals Show

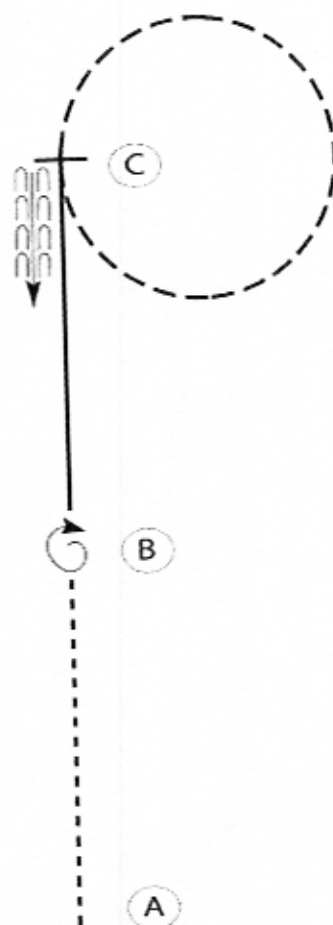
Horsemanship Championship (#171, 176,)

Show Date: 09-20-2024

Be ready at A.

1. Walk from A to B.
2. Stop at B and perform a 360 degree turn to the right.
3. Lope on the right lead to C.
4. Even with C, break to a jog and circle to the right.
5. Stop at C and back one horse length

Retire to the rail or line up at a jog.



Walk	-----
Jog	-----
Extended Jog	-----
Lope	=====
Leg Yield	
Lead Change	XXXX
Back	← C C C C C
Marker	(B)
Sidepass	←-----→

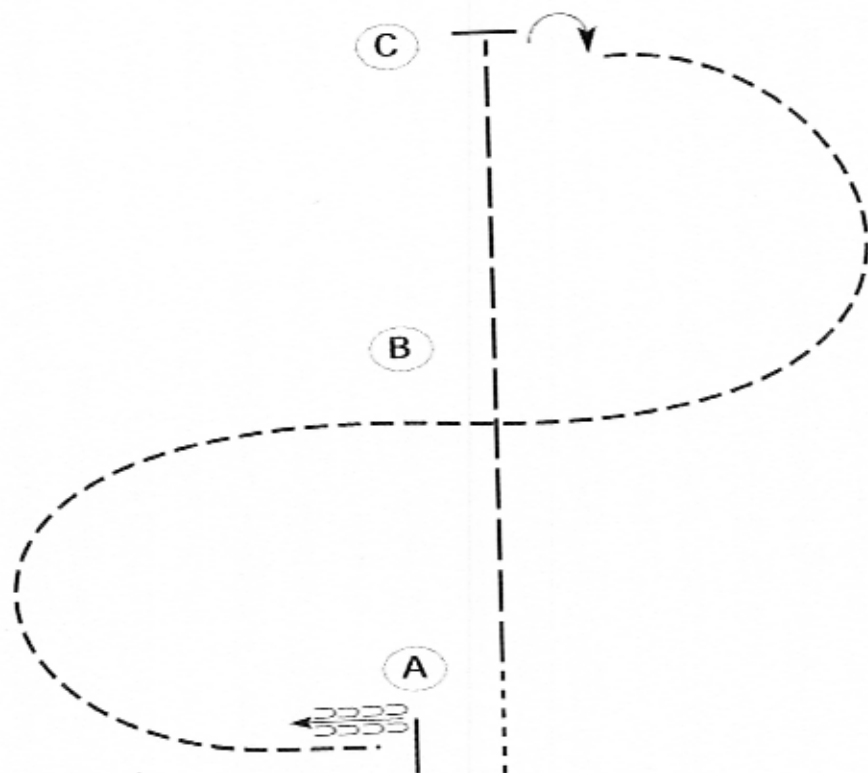
[WH/2-47]

Pattern Provided by:

# Washington State Finals Show

## W/T Championship Horsemanship (#168, 173)

Show Date: 09-20-2024



Be ready before A.

1. Walk to A.
2. Perform an extended jog from A to C.
3. Stop at C and turn 90 degrees to the right.
4. Jog half a circle to B.
5. Continue at a jog in a half circle to A.
6. Stop at A and back approximately one horse length.

Follow the instructions of your ring steward.

Walk	-----
Jog	- - - - -
Extended Jog	-----
Lope	=====
Leg Yield	
Lead Change	X
Back	←←←←←
Marker	(B)
Sidepass	←←←←←

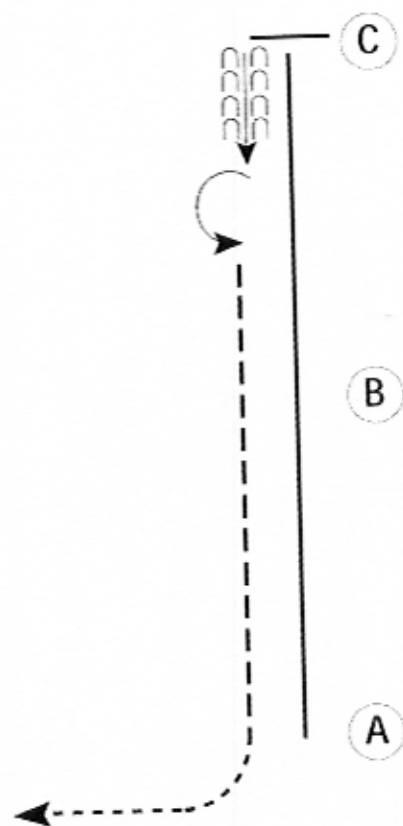
[WH/WT-30]

Pattern Provided by:

# Washington State Finals Show

Horsemanship (#169,170,174,175,179,180,181,182,184)

Show Date: 09-20-2024



Be ready at A.

1. Lope on the left lead to C.
2. Stop at C and back approximately one horse length.
3. Perform a 180 degree turn to the left.
4. Jog to A.
5. Walk at A and turn the corner to the right.

Follow the instructions of your ring steward.

Walk	-----
Jog	- - - - -
Extended Jog	- - - - -
Lope	=====
Leg Yield	
Lead Change	↗
Back	← C C C C C
Marker	(B)
Sidepass	←-----←

[WH/1-51]

Pattern Provided by:



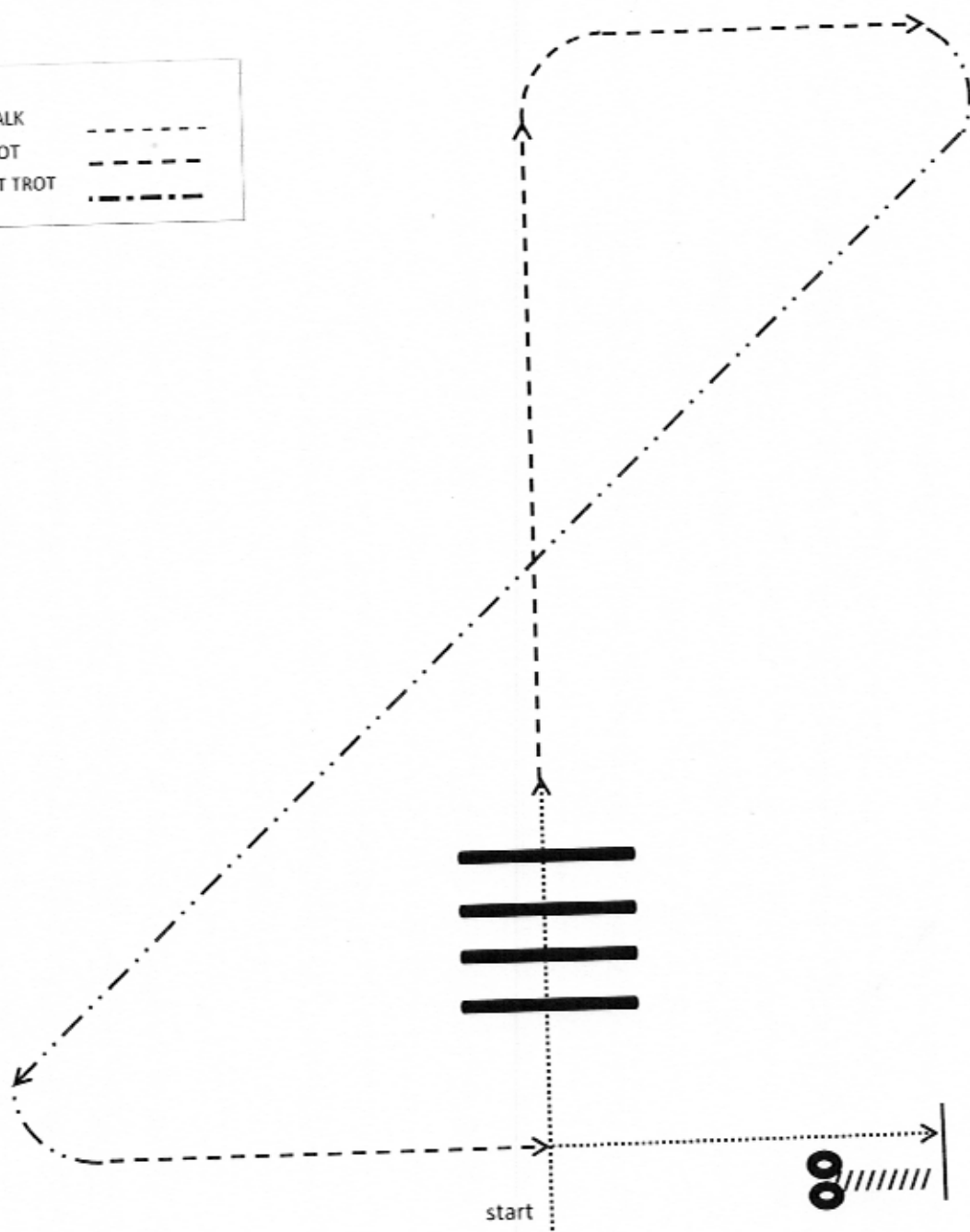
**Ranch Riding**  
**WALK TROT**

CLASS 143  
CLASS 195

1. WALK
2. WALK over RAILS
3. TROT
4. EXTENDED TROT

5. TROT
6. WALK
7. STOP & BACK
8. 360 both ways ( either way 1st )

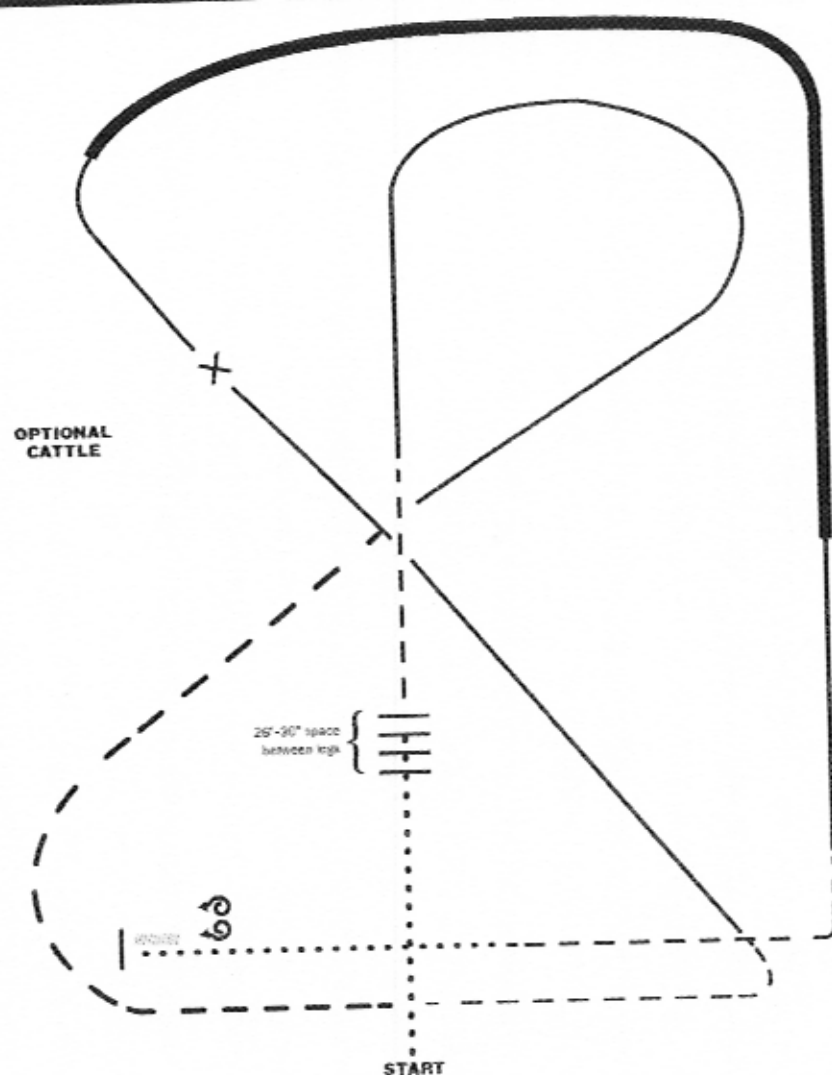
WALK	----
TROT	- - - -
EXT TROT	. . . .



# Washington State Finals Show

Ranch Riding (#144,192,193,194,196,197,198,199)

Show Date: 09-20-2024



1. Walk
2. Walk over logs
3. Trot
4. Lope right lead
5. Extended trot
6. Trot
7. Lope left lead
8. Change leads (simple or flying)
9. Right lead, extended lope
10. Collect Lope
11. Trot
12. Walk
13. Stop and back
14. 360 degree turn each direction (either direction 1st) (L-R or R-L)

Note: The drawn description of this pattern is only intended for the general depiction of the pattern. Exhibitors should utilize the arena space to best exhibit their horses.

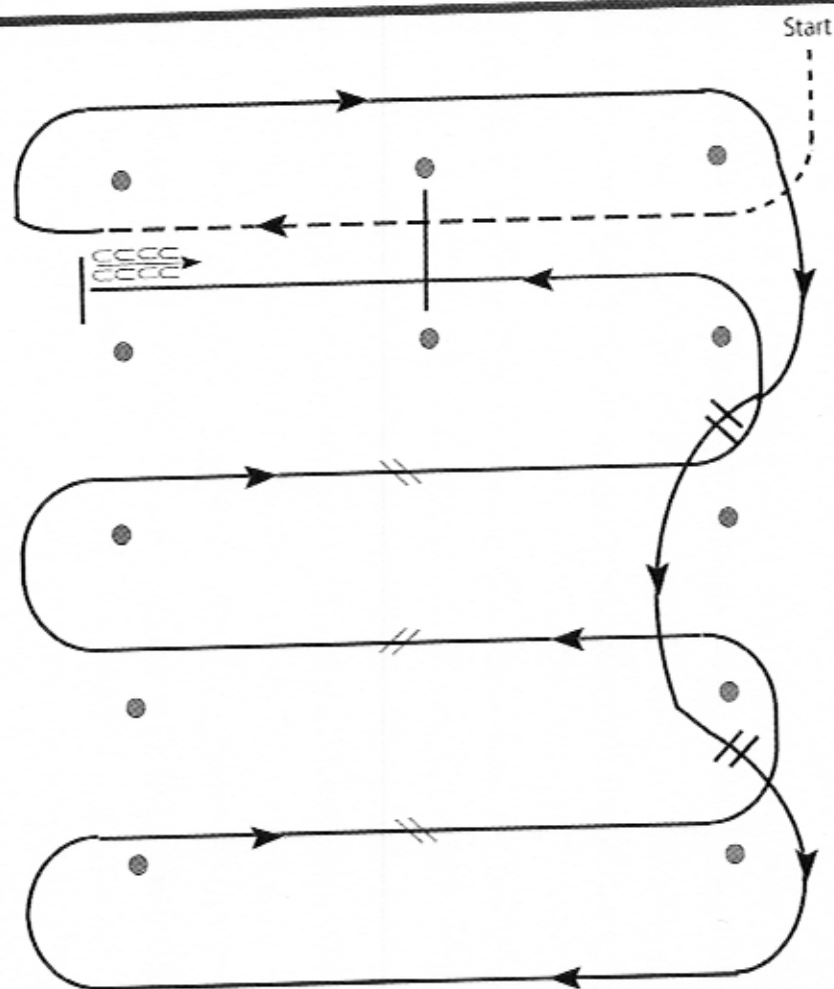
[RR/AQHA-5]

Pattern Provided by:

# Washington State Finals Show

## Western Riding Beginning & Level 1 (#145,147,148)

Show Date: 09-20-2024



1. Walk, transition to jog, jog over log.
2. Transition to right lead and lope around end.
3. First line change.
4. Second line change. Lope around end of arena.
5. First crossing change.
6. Second crossing change.
7. Third crossing change.
8. Lope over log.
9. Lope, stop and back.

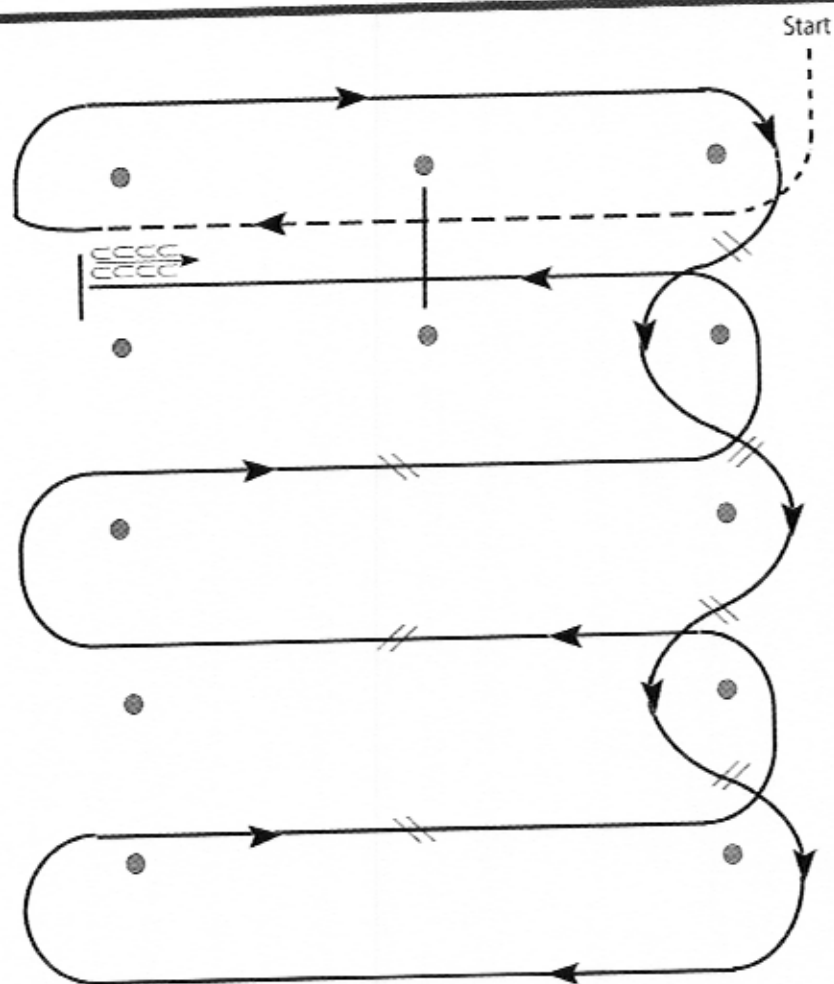
[WR/GP-4]

Pattern Provided by:

# Washington State Finals Show

## Open Western Riding (#146)

Show Date: 09-20-2024



1. Walk, transition to jog, jog over log.
2. Transition to right.
3. First line change.
4. Second line change.
5. Third line change.
6. Fourth line change.
7. First crossing change.
8. Second crossing change.
9. Third crossing change.
10. Lope over log.
11. Lope, stop and back.

[WR/OP-4]

Pattern Provided by: